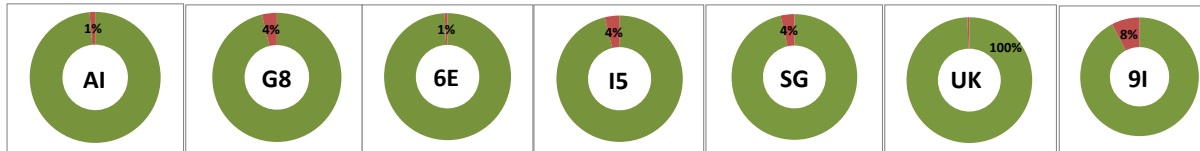


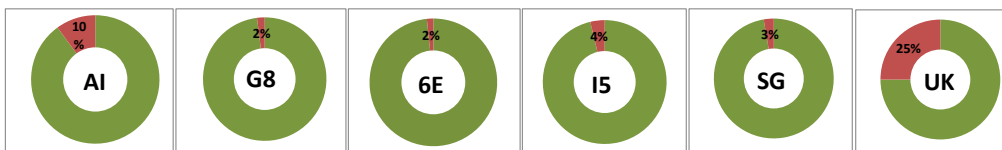
MARCH 2021 DEPARTURES (0300 - 0900)

AIRLINES	TOTAL DEPARTURES	FLIGHTS ON TIME (STD + 15 min)	FLIGHTS DELAYED (STD + MORE THAN 15 Min)	% ON TIME	% DELAYED	NUMBER OF FLIGHTS DELAYED DUE TO										TOTAL DEPARTURE DELAY
						AIRLINES					AIRPORT		WEATHER		ATC	
						PASSENGER & BAGGAGE HANDLING (IATA CODES 11-18)	AIRCRAFT & RAMP HANDLING (IATA CODES 31-39)	TECHNICAL, AUTOMATED EQUIPMENT FAILURE (IATA CODES 41-48)	OPERATIONS, CREW (IATA CODES 61-69)	REACTIONARY REASONS (IATA CODES 91-96)	AIRPORT FACILITIES (IATA CODES 87,89)	IMMIGRATION, CUSTOMS, HEALTH (IATA CODE 85/86)	DESTINATION AIRPORT BELOW MINIMA (IATA CODE 72)	DEPARTURE AERODROME BELOW MINIMA (IATA CODE 71)	ATFM (IATA CODES 81-84)	
AI	216	213	3	99%	1%	0.00	0.00	1.00	0.00	2.00	0.00	0.00	0.00	0.00	0.00	3
G8	161	155	6	96%	4%	0.00	0.00	0.00	2.00	4.00	0.00	0.00	0.00	0.00	0.00	6
6E	691	686	5	99%	1%	1.00	0.00	0.00	0.00	1.00	0.00	1.00	2.00	0.00	0.00	5
I5	106	102	4	96%	4%	1.00	0.00	1.00	0.00	2.00	0.00	0.00	0.00	0.00	0.00	4
SG	311	300	11	96%	4%	1.00	0.00	2.00	0.00	1.00	0.00	1.00	6.00	0.00	0.00	11
UK	214	213	1	100%	0%	0.00	0.00	0.00	0.00	0.00	0.00	0.00	1.00	0.00	0.00	1
9I	13	12	1	92%	8%	0.00	0.00	0.00	0.00	1.00	0.00	0.00	0.00	0.00	0.00	1
IX	0	0	0	0%	0%	0.00	0.00	0.00	0.00	0.00	0.00	0.00	0.00	0.00	0.00	0
ZT	0	0	0	0%	0%	0.00	0.00	0.00	0.00	0.00	0.00	0.00	0.00	0.00	0.00	0
OG	0	0	0	0%	0%	0.00	0.00	0.00	0.00	0.00	0.00	0.00	0.00	0.00	0.00	0
	1712	1681	31	98%	2%											



MARCH 2021 ARRIVALS (0300 - 0900)

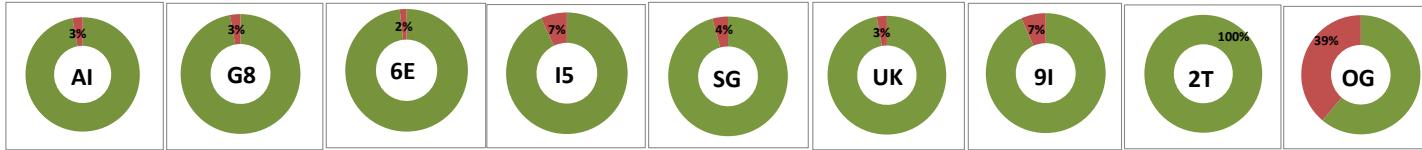
AIRLINES	TOTAL ARRIVALS	FLIGHTS ON TIME (STA + 15 min)	FLIGHTS DELAYED (STA + MORE THAN 15 Min)	% ON TIME	% DELAYED	NUMBER OF FLIGHTS DELAYED DUE TO										
						AIRLINES					AIRPORT		WEATHER		ATC	
						PASSENGER & BAGGAGE HANDLING (IATA CODES 11-18)	AIRCRAFT & RAMP HANDLING (IATA CODES 31-39)	TECHNICAL, AUTOMATED EQUIPMENT FAILURE (IATA CODES 41-48)	OPERATIONS, CREW (IATA CODES 61-69)	REACTIONARY REASONS (IATA CODES 91-96)	AIRPORT FACILITIES (IATA CODES 87,89)	AIRPORT SECURITY (IATA CODE 85)	DESTINATION AIRPORT BELOW MINIMA (IATA CODE 72)	DEPARTURE AERODROME BELOW MINIMA (IATA CODE 71)	ATFM (IATA CODES 81-84)	
AI	60	54	6	90%	10%	-	-	-	-	-	-	-	-	-	-	-
G8	100	98	2	98%	2%	-	-	-	-	-	-	-	-	-	-	-
6E	431	424	7	98%	2%	-	-	-	-	-	-	-	-	-	-	-
I5	80	77	3	96%	4%	-	-	-	-	-	-	-	-	-	-	-
SG	37	36	1	97%	3%	-	-	-	-	-	-	-	-	-	-	-
UK	8	6	2	75%	25%	-	-	-	-	-	-	-	-	-	-	-
9I	0	0	0	0%	0%	-	-	-	-	-	-	-	-	-	-	-
IX	0	0	0	0%	0%	-	-	-	-	-	-	-	-	-	-	-
ZT	0	0	0	0%	0%	-	-	-	-	-	-	-	-	-	-	-
OG	0	0	0	0%	0%	-	-	-	-	-	-	-	-	-	-	-
	716	695	21	97%	3%											



Delay Percentage

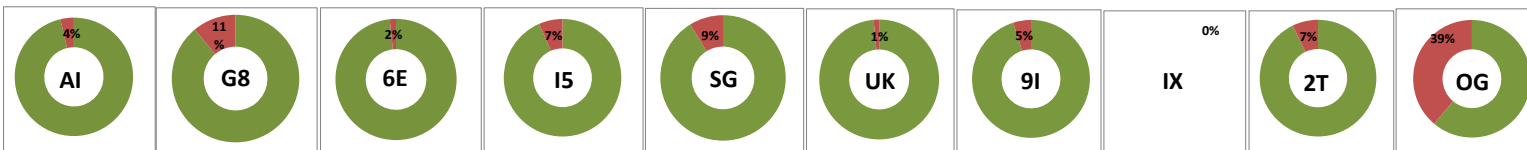
MARCH 2021 DEPARTURES (0900 - 1500)

AIRLINES	TOTAL DEPARTURES	FLIGHTS ON TIME (STD + 15 min)	FLIGHTS DELAYED (STD + MORE THAN 15 Min)	% ON TIME	% DELAYED	NUMBER OF FLIGHTS DELAYED DUE TO										TOTAL DEPARTURE DELAY
						AIRLINES					AIRPORT		WEATHER		ATC	
						PASSENGER & BAGGAGE HANDLING (IATA CODES 11-18)	AIRCRAFT & RAMP HANDLING (IATA CODES 31-39)	TECHNICAL, AUTOMATED EQUIPMENT FAILURE (IATA CODES 41-48)	OPERATIONS, CREW (IATA CODES 61-69)	REACTIONARY REASONS (IATA CODES 91-96)	AIRPORT FACILITIES (IATA CODES 87,89)	IMMIGRATION, CUSTOMS, HEALTH (IATA CODE 85/86)	DESTINATION AIRPORT BELOW MINIMA (IATA CODE 72)	DEPARTURE AERODROME BELOW MINIMA (IATA CODE 71)	ATFM (IATA CODES 81-84)	
AI	314	305	9	97%	3%	1.00	1.00	0.00	2.00	4.00	0.00	0.00	1.00	0.00	0.00	9
G8	213	207	6	97%	3%	0.00	0.00	0.00	1.00	4.00	0.00	0.00	0.00	0.00	1.00	6
6E	1007	989	18	98%	2%	3.00	2.00	0.00	1.00	7.00	1.00	0.00	0.00	0.00	4.00	18
I5	100	93	7	93%	7%	0.00	1.00	1.00	2.00	3.00	0.00	0.00	0.00	0.00	0.00	7
SG	237	227	10	96%	4%	0.00	0.00	2.00	1.00	4.00	0.00	0.00	1.00	0.00	2.00	10
UK	218	212	6	97%	3%	0.00	1.00	1.00	0.00	2.00	0.00	0.00	0.00	0.00	2.00	6
9I	30	28	2	93%	7%	0.00	0.00	0.00	0.00	2.00	0.00	0.00	0.00	0.00	0.00	2
IX	0	0	0	0%	0%	0.00	0.00	0.00	0.00	0.00	0.00	0.00	0.00	0.00	0.00	0
2T	13	13	0	100%	0%	0.00	0.00	0.00	0.00	0.00	0.00	0.00	0.00	0.00	0.00	0
OG	18	11	7	61%	39%	0.00	0.00	0.00	0.00	7.00	0.00	0.00	0.00	0.00	0.00	7
	2150	2085	65	97%	3%											



MARCH 2021 ARRIVALS (0900 - 1500)

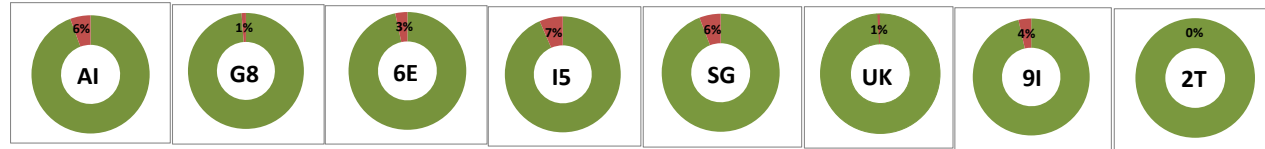
AIRLINES	TOTAL ARRIVALS	FLIGHTS ON TIME (STA + 15 min)	FLIGHTS DELAYED (STA + MORE THAN 15 Min)	% ON TIME	% DELAYED	NUMBER OF FLIGHTS DELAYED DUE TO										
						AIRLINES					AIRPORT		WEATHER		ATC	
						PASSENGER & BAGGAGE HANDLING (IATA CODES 11-18)	AIRCRAFT & RAMP HANDLING (IATA CODES 31-39)	TECHNICAL, AUTOMATED EQUIPMENT FAILURE (IATA CODES 41-48)	OPERATIONS, CREW (IATA CODES 61-69)	REACTIONARY REASONS (IATA CODES 91-96)	AIRPORT FACILITIES (IATA CODES 87,89)	AIRPORT SECURITY (IATA CODE 85)	DESTINATION AIRPORT BELOW MINIMA (IATA CODE 72)	DEPARTURE AERODROME BELOW MINIMA (IATA CODE 71)	ATFM (IATA CODES 81-84)	
AI	244	235	9	96%	4%	-	-	-	-	-	-	-	-	-	-	-
G8	190	169	21	89%	11%	-	-	-	-	-	-	-	-	-	-	-
6E	898	883	15	98%	2%	-	-	-	-	-	-	-	-	-	-	-
I5	138	129	9	93%	7%	-	-	-	-	-	-	-	-	-	-	-
SG	331	302	29	91%	9%	-	-	-	-	-	-	-	-	-	-	-
UK	337	332	5	99%	1%	-	-	-	-	-	-	-	-	-	-	-
9I	41	39	2	95%	5%	-	-	-	-	-	-	-	-	-	-	-
IX	0	0	0	0%	0%	-	-	-	-	-	-	-	-	-	-	-
2T	14	13	1	93%	7%	-	-	-	-	-	-	-	-	-	-	-
OG	18	11	7	61%	39%	-	-	-	-	-	-	-	-	-	-	-
	2211	2113	98	96%	4%											



Delay Percentage

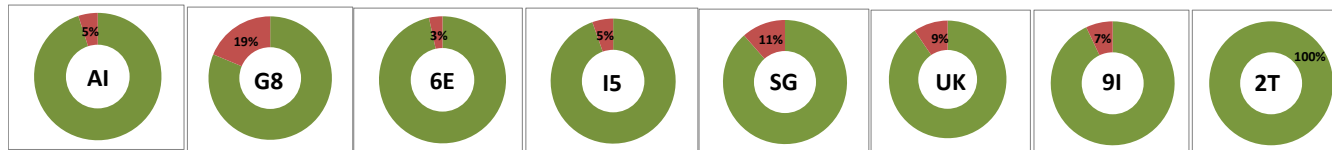
MARCH 2021 DEPARTURES (1500 - 2300)

AIRLINES	TOTAL DEPARTURES	FLIGHTS ON TIME (STD + 15 min)	FLIGHTS DELAYED (STD + MORE THAN 15 Min)	% ON TIME	% DELAYED	NUMBER OF FLIGHTS DELAYED DUE TO										TOTAL DEPARTURE DELAY
						AIRLINES					AIRPORT		WEATHER		ATC	
						PASSENGER & BAGGAGE HANDLING (IATA CODES 11-18)	AIRCRAFT & RAMP HANDLING (IATA CODES 31-39)	TECHNICAL, AUTOMATED EQUIPMENT FAILURE (IATA CODES 41-48)	OPERATIONS, CREW (IATA CODES 61-69)	REACTIONARY REASONS (IATA CODES 91-96)	AIRPORT FACILITIES (IATA CODES 87,89)	IMMIGRATION, CUSTOMS, HEALTH (IATA CODE 86)	DESTINATION AIRPORT BELOW MINIMA (IATA CODE 72)	DEPARTURE AERODROME BELOW MINIMA (IATA CODE 71)	ATFM (IATA CODES 81-84)	
AI	376	355	21	94%	6%	0.00	3.00	1.00	8.00	7.00	0.00	1.00	0.00	0.00	1.00	21
G8	248	245	3	99%	1%	0.00	0.00	1.00	1.00	1.00	0.00	0.00	0.00	0.00	0.00	3
6E	1234	1193	41	97%	3%	7.00	2.00	0.00	6.00	15.00	4.00	0.00	0.00	0.00	7.00	41
IS	245	229	16	93%	7%	0.00	0.00	1.00	0.00	13.00	0.00	0.00	0.00	0.00	2.00	16
SG	375	353	22	94%	6%	0.00	1.00	2.00	0.00	17.00	0.00	0.00	0.00	2.00	22	
UK	323	320	3	99%	1%	0.00	0.00	0.00	2.00	1.00	0.00	0.00	0.00	0.00	3	
9I	57	55	2	96%	4%	0.00	0.00	0.00	0.00	2.00	0.00	0.00	0.00	0.00	2	
IX	0	0	0	0%	0%	0.00	0.00	0.00	0.00	0.00	0.00	0.00	0.00	0.00	0	
2T	12	12	0	100%	0%	0.00	0.00	0.00	0.00	0.00	0.00	0.00	0.00	0.00	0	
OG	0	0	0	0%	0%	0.00	0.00	0.00	0.00	0.00	0.00	0.00	0.00	0.00	0	
	2870	2762	108	96%	4%											



MARCH 2021 ARRIVALS (1500 - 2300)

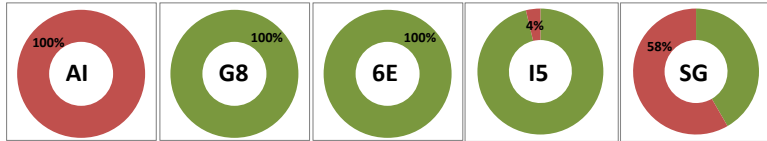
AIRLINES	TOTAL ARRIVALS	FLIGHTS ON TIME (STA + 15 min)	FLIGHTS DELAYED (STA + MORE THAN 15 Min)	% ON TIME	% DELAYED	NUMBER OF FLIGHTS DELAYED DUE TO									
						AIRLINES					AIRPORT		WEATHER		ATC
						PASSENGER & BAGGAGE HANDLING (IATA CODES 11-18)	AIRCRAFT & RAMP HANDLING (IATA CODES 31-39)	TECHNICAL, AUTOMATED EQUIPMENT FAILURE (IATA CODES 41-48)	OPERATIONS, CREW (IATA CODES 61-69)	REACTIONARY REASONS (IATA CODES 91-96)	AIRPORT FACILITIES (IATA CODES 87,89)	AIRPORT SECURITY (IATA CODE 85)	DESTINATION AIRPORT BELOW MINIMA (IATA CODE 72)	DEPARTURE AERODROME BELOW MINIMA (IATA CODE 71)	ATFM (IATA CODES 81-84)
AI	486	462	24	95%	5%	-	-	-	-	-	-	-	-	-	-
G8	299	243	56	81%	19%	-	-	-	-	-	-	-	-	-	-
6E	1397	1349	48	97%	3%	-	-	-	-	-	-	-	-	-	-
IS	222	210	12	95%	5%	-	-	-	-	-	-	-	-	-	-
SG	453	401	52	89%	11%	-	-	-	-	-	-	-	-	-	-
UK	370	335	35	91%	9%	-	-	-	-	-	-	-	-	-	-
9I	57	53	4	93%	7%	-	-	-	-	-	-	-	-	-	-
IX	0	0	0	0%	0%	-	-	-	-	-	-	-	-	-	-
2T	11	11	0	100%	0%	-	-	-	-	-	-	-	-	-	-
OG	0	0	0	0%	0%	-	-	-	-	-	-	-	-	-	-
	3295	3064	231	93%	7%										



Delay Percentage

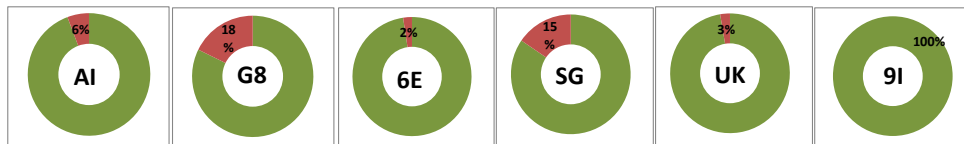
MARCH 2021 DEPARTURES (2300 - 0300)

AIRLINES	TOTAL DEPARTURES	FLIGHTS ON TIME (STD + 15 min)	FLIGHTS DELAYED (STD + MORE THAN 15 Min)	% ON TIME	% DELAYED	NUMBER OF FLIGHTS DELAYED DUE TO										TOTAL DEPARTURE DELAY
						AIRLINES					AIRPORT		WEATHER		ATC	
						PASSENGER & BAGGAGE HANDLING (IATA CODES 11-18)	AIRCRAFT & RAMP HANDLING (IATA CODES 31-39)	TECHNICAL, AUTOMATED EQUIPMENT FAILURE (IATA CODES 41-48)	OPERATIONS, CREW (IATA CODES 61-69)	REACTIONARY REASONS (IATA CODES 91-96)	AIRPORT FACILITIES (IATA CODES 87,89)	IMMIGRATION, CUSTOMS, HEALTH (IATA CODE 86)	DESTINATION AIRPORT BELOW MINIMA (IATA CODE 72)	DEPARTURE AERODROME BELOW MINIMA (IATA CODE 71)	ATFM (IATA CODES 81-84)	
AI	1	0	1	0%	100%	0	0	0	0	1	0	0	0	0	0	1
G8	21	21	0	100%	0%	0	0	0	0	0	0	0	0	0	0	0
6E	5	5	0	100%	0%	0	0	0	0	0	0	0	0	0	0	0
I5	27	26	1	96%	4%	0	0	0	0	0	0	0	0	0	1	1
SG	12	5	7	42%	58%	0	0	1	0	6	0	0	0	0	0	7
UK	0	0	0	0%	0%	0	0	0	0	0	0	0	0	0	0	0
9I	0	0	0	0%	0%	0	0	0	0	0	0	0	0	0	0	0
IX	0	0	0	0%	0%	0	0	0	0	0	0	0	0	0	0	0
ZT	0	0	0	0%	0%	0	0	0	0	0	0	0	0	0	0	0
OG	0	0	0	0%	0%	0	0	0	0	0	0	0	0	0	0	0
	66	57	9	86%	14%											



MARCH 2021 ARRIVALS (2300 - 0300)

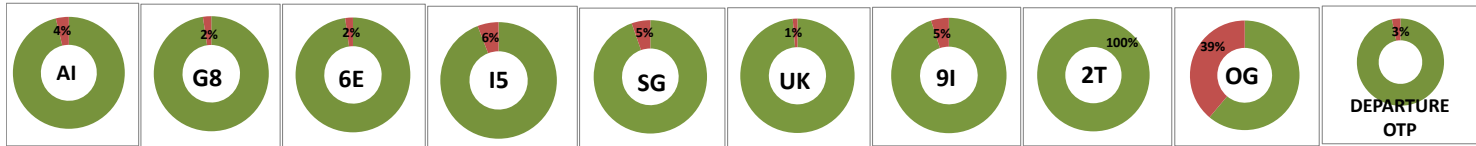
AIRLINES	TOTAL ARRIVALS	FLIGHTS ON TIME (STA + 15 min)	FLIGHTS DELAYED (STA + MORE THAN 15 Min)	% ON TIME	% DELAYED	NUMBER OF FLIGHTS DELAYED DUE TO										
						AIRLINES					AIRPORT		WEATHER		ATC	
						PASSENGER & BAGGAGE HANDLING (IATA CODES 11-18)	AIRCRAFT & RAMP HANDLING (IATA CODES 31-39)	TECHNICAL, AUTOMATED EQUIPMENT FAILURE (IATA CODES 41-48)	OPERATIONS, CREW (IATA CODES 61-69)	REACTIONARY REASONS (IATA CODES 91-96)	AIRPORT FACILITIES (IATA CODES 87,89)	AIRPORT SECURITY (IATA CODE 85)	DESTINATION AIRPORT BELOW MINIMA (IATA CODE 72)	DEPARTURE AERODROME BELOW MINIMA (IATA CODE 71)	ATFM (IATA CODES 81-84)	
AI	122	115	7	94%	6%	-	-	-	-	-	-	-	-	-	-	-
G8	62	51	11	82%	18%	-	-	-	-	-	-	-	-	-	-	-
6E	209	204	5	98%	2%	-	-	-	-	-	-	-	-	-	-	-
I5	39	38	1	0%	0%	-	-	-	-	-	-	-	-	-	-	-
SG	110	93	17	85%	15%	-	-	-	-	-	-	-	-	-	-	-
UK	38	37	1	97%	3%	-	-	-	-	-	-	-	-	-	-	-
9I	1	1	0	100%	0%	-	-	-	-	-	-	-	-	-	-	-
IX	0	0	0	0%	0%	-	-	-	-	-	-	-	-	-	-	-
ZT	0	0	0	0%	0%	-	-	-	-	-	-	-	-	-	-	-
OG	0	0	0	0%	0%	-	-	-	-	-	-	-	-	-	-	-
	581	539	42	93%	7%											



Delay Percentage

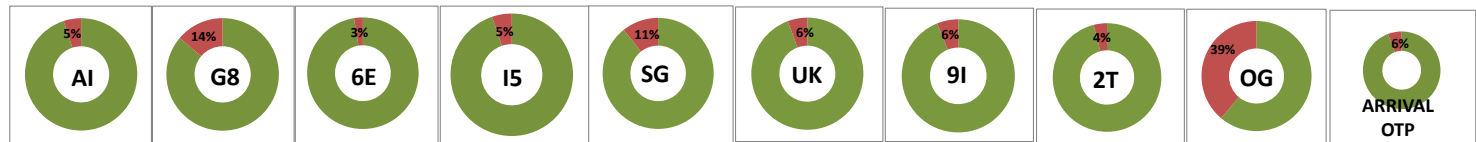
MARCH 2021 DEPARTURES

AIRLINES	TOTAL DEPARTURES	FLIGHTS ON TIME (STD + 15 min)	FLIGHTS DELAYED (STD + MORE THAN 15 Min)	% ON TIME	% DELAYED	NUMBER OF FLIGHTS DELAYED DUE TO										TOTAL DEPARTURE DELAY
						AIRLINES					AIRPORT		WEATHER		ATC	
						PASSENGER & BAGGAGE HANDLING (IATA CODES 11-18)	AIRCRAFT & RAMP HANDLING (IATA CODES 31-39)	TECHNICAL AUTOMATED EQUIPMENT FAILURE (IATA CODES 41-48)	OPERATIONS, CREW (IATA CODES 61-69)	REACTIONARY REASONS (IATA CODES 91-96)	AIRPORT FACILITIES (IATA CODES 87,89)	IMMIGRATION, CUSTOMS, HEALTH (IATA CODE 86)	DESTINATION AIRPORT BELOW MINIMA (IATA CODE 72)	DEPARTURE AERODROME BELOW MINIMA (IATA CODE 71)	ATFM (IATA CODES 81-84)	
AI	907	873	34	96%	4%	1.00	4.00	2.00	10.00	14.00	0.00	1.00	1.00	0.00	1.00	34
G8	643	628	15	98%	2%	0.00	0.00	1.00	4.00	9.00	0.00	0.00	0.00	0.00	1.00	15
6E	2937	2873	64	98%	2%	11.00	4.00	0.00	7.00	23.00	5.00	1.00	2.00	0.00	11.00	64
IS	478	450	28	94%	6%	1.00	1.00	3.00	2.00	18.00	0.00	0.00	0.00	0.00	3.00	28
SG	935	885	50	95%	5%	1.00	1.00	7.00	1.00	28.00	0.00	1.00	7.00	0.00	4.00	50
UK	755	745	10	99%	1%	0.00	1.00	1.00	2.00	3.00	0.00	0.00	1.00	0.00	2.00	10
9I	100	95	5	95%	5%	0.00	0.00	0.00	0.00	5.00	0.00	0.00	0.00	0.00	0.00	5
IX	0	0	0	0%	0%	0.00	0.00	0.00	0.00	0.00	0.00	0.00	0.00	0.00	0.00	0
2T	25	25	0	100%	0%	0.00	0.00	0.00	0.00	0.00	0.00	0.00	0.00	0.00	0.00	0
OG	18	11	7	61%	39%	0.00	0.00	0.00	0.00	7.00	0.00	0.00	0.00	0.00	0.00	7
	6798	6585	213	97%	3%											



MARCH 2021 ARRIVALS

AIRLINES	TOTAL ARRIVALS	FLIGHTS ON TIME (STA + 15 min)	FLIGHTS DELAYED (STA + MORE THAN 15 Min)	% ON TIME	% DELAYED	NUMBER OF FLIGHTS DELAYED DUE TO										
						AIRLINES					AIRPORT		WEATHER		ATC	
						PASSENGER & BAGGAGE HANDLING (IATA CODES 11-18)	AIRCRAFT & RAMP HANDLING (IATA CODES 31-39)	TECHNICAL AUTOMATED EQUIPMENT FAILURE (IATA CODES 41-48)	OPERATIONS, CREW (IATA CODES 61-69)	REACTIONARY REASONS (IATA CODES 91-96)	AIRPORT FACILITIES (IATA CODES 87,89)	IMMIGRATION, CUSTOMS, HEALTH (IATA CODE 86)	DESTINATION AIRPORT BELOW MINIMA (IATA CODE 72)	DEPARTURE AERODROME BELOW MINIMA (IATA CODE 71)	ATFM (IATA CODES 81-84)	
AI	912	866	46	95%	5%	-	-	-	-	-	-	-	-	-	-	-
G8	651	561	90	86%	14%	-	-	-	-	-	-	-	-	-	-	-
6E	2935	2860	75	97%	3%	-	-	-	-	-	-	-	-	-	-	-
IS	479	454	25	95%	5%	-	-	-	-	-	-	-	-	-	-	-
SG	931	832	99	89%	11%	-	-	-	-	-	-	-	-	-	-	-
UK	753	710	43	94%	6%	-	-	-	-	-	-	-	-	-	-	-
9I	99	93	6	94%	6%	-	-	-	-	-	-	-	-	-	-	-
IX	0	0	0	0%	0%	-	-	-	-	-	-	-	-	-	-	-
2T	25	24	1	96%	4%	-	-	-	-	-	-	-	-	-	-	-
OG	18	11	7	61%	39%	-	-	-	-	-	-	-	-	-	-	-
	6803	6411	392	94%	6%											



Delay Percentage